


# Simply Powerful Imaging and Image Analysis




## Effortless Image Capture

An intuitive interface combined with excellent usability makes the capture and analysis of high-resolution EasyViewer images simple. Smart controls enable unattended operation and One Click™ tools suggest interesting images, consolidate data-streams and auto-build reports. iC Vision is designed to help boost the productivity of every scientist.



## Powerful Insights

Transform EasyViewer into a powerful particle size analyzer using the image analysis methods in iC Vision. Monitor process changes using simple analytics, or quantify particle size and shape with customized algorithms. Verify results by comparing data with collected images and use this combined information to meet experimental objectives quickly.



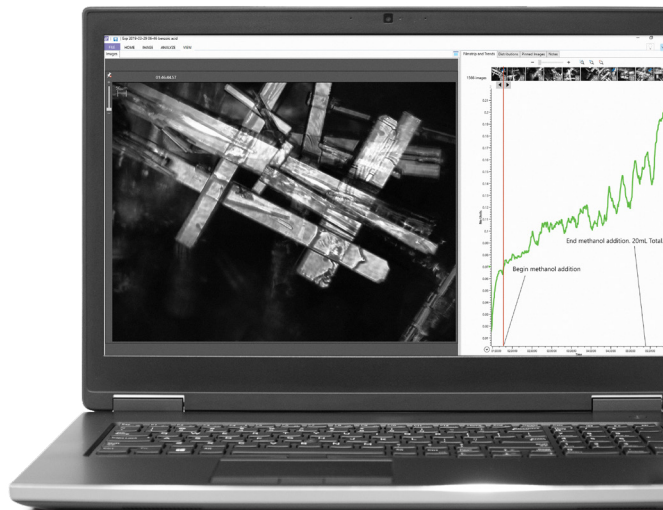
## Open Innovation Platform

Create your own image analysis algorithm and drop it into iC Vision to monitor specific particle attributes or make downstream predictions in real time. An easy-to-follow developer's kit describes how algorithms developed by anyone, anywhere, on any platform can be deployed in iC Vision to take particle design to a new level of sophistication.



## Complete Data Capture

iC Software Suite combines excellent usability with full automation to make the complete capture of experimental data in the process lab straightforward. iC Vision seamlessly integrates with iControl™ and other iC applications to ensure all relevant data can be consolidated in real time, for fast and full experimental analysis.



## iC Vision

iC Vision™ is simple, yet powerful, software that enables every scientist to collect and analyze the high-resolution images captured by EasyViewer™ and obtain previously unavailable experimental insights for particle, crystal, and droplet systems. Powerful analytics, developed on an open innovation platform, monitor process changes, quantify particle size and shape, and measure specific particle attributes, all in real time. Data collected in iC Vision is seamlessly integrated across other iC applications, for full experimental capture, consolidation and control.

# Simply Powerful

## Imaging and Image Analysis

### Easy Data Collection and Instrument Control

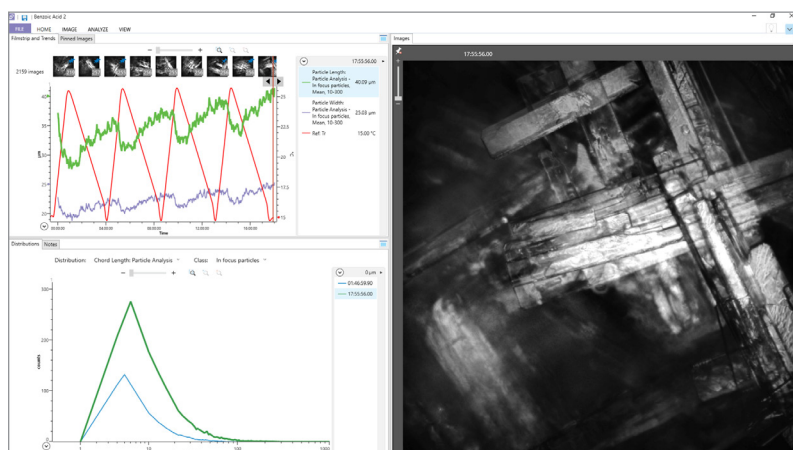
- Start experiments quickly using the built-in templates or create your own
- Rely on automatic illumination control and enhancements to easily acquire high quality images
- Smart software detects and saves interesting images
- Autofocus controls enable quality data collection for unattended and overnight experiments
- Make fast focus adjustments with Quick Focus or optimize clarity with manual fine tuning
- Add experiment notes, annotate images, or draw on images directly to provide context and detail to experiment data

### Intuitive Data Visualization and Analysis

- Study key events with Turbidity+, a simple process trend sensitive to particle system changes
- Measure particle size and shape in real time with the optional Image2Chords™ module for iC Vision
- Custom image analysis algorithms and predictive models developed in MATLAB, Python, or OpenCV can be dropped into iC Vision with full functionality
- See which particles are contributing to your measurement results with the Highlight Particles feature to make better informed decisions

### Data Exchange and Quick Reporting

- Easily convert interesting images into video or Microsoft® PowerPoint® reports with just one click
- Manage file size using the Smart Thin tool to remove low information images
- Consolidate ParticleTrack™, ReactRaman™, ReactIR™ and EasyMax™ data with drag and drop
- Use iC Data Center™ to capture, prepare, and share structured process information



## Technical Specifications

### Instrument PC Specifications for iC Vision 8.1, Image2Chords and/or Boundaries

Operating System	64-bit Microsoft® Windows® 10 and Microsoft® Windows® 11
CPU	Intel Core i7 or Xeon, 6 Core or better
RAM	32 GB or greater
Hard Drive	Solid-State Disk (SSD)
Graphics	Dedicated NVIDIA Quadro P2000 with 4GB RAM or better NVIDIA GPU
Screen Resolution	4K Ultra HD 3840x2160

### Instrument PC Specifications for iC Vision 8.1 (without Boundaries)

Operating System	64-bit Microsoft® Windows® 10 and Microsoft® Windows® 11
CPU	Intel Core i7 Quad or better
RAM	8 GB
Hard Drive	Solid-State Disk (SSD)
Graphics	Integrated GPU
Screen Resolution	QHD 2560x1440 or better for full image resolution

USB 3.0 ports also required, multiple internal hubs recommended

### Additional Software Requirements

Microsoft® Office 2013 or later, web browser for viewing help information, and the latest version of Adobe Acrobat Reader.

## Supported Hardware and Software

iC Vision software supports the acquisition and evaluation of image data from all EasyViewer™ instruments. Image2Chords licenses sold separately.

Microsoft and Windows are either registered trademarks or trademarks of Microsoft Corporation in the United States and/or other countries.

[www.mt.com/iCVision](http://www.mt.com/iCVision)

For more information

### METTLER TOLEDO Group

Automated Reactors and In-Situ Analysis  
Local contact: [www.mt.com/contacts](http://www.mt.com/contacts)

Subject to technical changes  
© 12/2022 METTLER TOLEDO. All rights reserved