

Floor Scales



PFA774/PFA779

Industrial Floor scales

Heavy-Duty Design

Low Profile Platform

Easy to Install and Operate



Exceptional Accuracy and Durability
For Tough Industrial Environments

METTLER TOLEDO

Heavy-Duty Scales that Meet the Needs of Industrial Applications

- **Wide range of standard sizes and capacities**
- **Built for extreme duty in harsh environments**
- **High precise, repeatable performance**
- **Accessories offer flexibility**

PFA774 / PFA779 combine exceptional accuracy with the durability to stand up to tough industrial environments. All scale components are made to last, with critical tolerances built in at the factory. Because components do not become loose or out of specification, These scales maintain their weighing accuracy and repeatability even after years of heavy use.

These floor scales are ideal for concentrated-loading applications such as bins, carts, and forklifts. They are designed to withstand the conditions common to shipping hubs, chemical processing, pharmaceutical processing, and other industrial environments. Our family of these floor scales includes a variety of sizes, capacities, materials, and accessories that can be combined to meet your specific needs.

PFA774 / PFA779 are used with analog terminals. They provide fully electronic weighing and interface with the complete line of METTLER TOLEDO analog instruments.

Heavy Duty

PFA774/ PFA779 are designed with tough industrial environments in mind and ideal for use with concentrated-loading applications.


PFA774 and PFA779 are built to withstand side impacts too. A heavy-duty frame protects the load cells from the damage that side impacts can cause.

Harsh Environments

We use high-quality materials and finishes that protect your scale in harsh environments. IP68 junction boxes are made of stainless steel to protect the electronic components inside the scales.

PFA774C

Mild steel with painted version
SBC load cell, IP67



Versatile

The scales are versatile enough to be installed on top of the floor, in a pit. Top-of-floor installations can be equipped with ramps to make them easily accessible from all four sides. Pit installations use our Quick-Pit frames, which ensure a perfectly square installation that is flush with the floor.

Low Profile

The scale's low profile means that less effort is required to manually place a load on the scale.

Green

Environment-friendly materials have been extensively used in our scales.

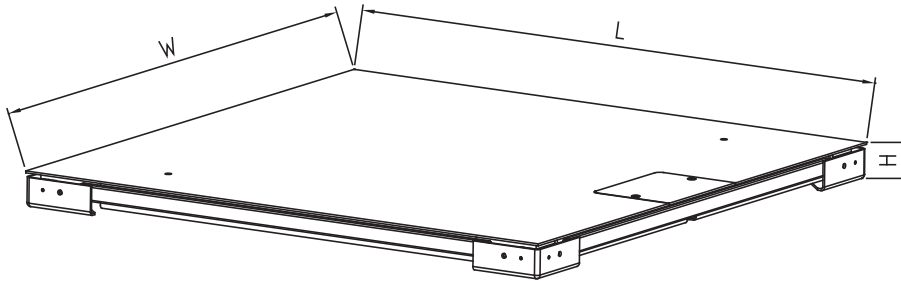
PFA779C

Stainless steel with frame version
SBH load cell, IP68



Specifications

Model	PFA774C/PFA779C			
Accuracy	III			
Capacity/Resolution	600kg/0.2kg; 1,500kg/0.5kg; 3,000kg/1kg; 6,000kg/2kg			
Junction Box	Stainless Steel, IP68			
Platform Material	PFA774C: Mild steel; PFA779C: 304 stainless steel			
Load Cell	PFA774C: SBC load cell, IP67; PFA779C: SBH load cell, IP68			
Suitable Indicators	Mettler Toledo analog terminal			
Platform Height(H)	9cm			
Platform Size(W x L)	Capacity			
	600kg	1,500kg	3,000kg	6,000kg
100cm x 100cm	●	●	●	
125cm x 125cm		●	●	
125cm x 150cm		●	●	
150cm x 150cm		●	●	●
150cm x 200cm		●	●	●
200cm x 200cm			●	●




Accessories

A. Quick-Pit Frame

With our Quick-Pit frame, installing a floor scale in a pit is an easy, trouble-free process. Just level the frame in the pit and pour concrete to create a form. After the concrete has cured, install the scale and anchor it. The result is a pit scale that is square and flush with the floor.


Material: Mild steel; 304 stainless steel



B. Ramps

Ramps allow easy access from any side of a scale, eliminating the need to lift heavy loads onto the platform.

Material: Mild steel; 304 stainless steel



www.mtchina.com

For more information

METTLER TOLEDO

Industry/Retail

Add: 111 West Tai Hu Road, Xinbei District,
Changzhou, Jiangsu
Tel: 0519-86642040
Fax: 0519-86641991
E-mail: ad@mt.com

Laboratory/Process/Product Inspection

Add: 589 Gui Ping Road, Shanghai
Tel: 021-64850435
Fax: 021-64853351
E-mail: ad@mt.com

