


TLW160 Roller Scale

Stop&Go weighing



Reliable LFT weighing result

Proven Mettler Toledo weighing technology with durable scale design ensure reliable weighing accuracy in tough T&L conditions. The scale is certified with international W&M approval, enabling streamlined procurement, faster implementation, and efficient cross-border startup.




Boost Performance

The embedded terminal offers ultra-fast processing ability to increase productivity and uptime. Condition monitoring and Smart5 alarming provide instant visibility to the system status so that you are confident in your machine performance and working condition.



Automate Parcel Handling

The motorized roller conveyor makes parcel handling easy and fast. Controlled by pushbutton, foot pedal or trigger signal, the conveyor easily automates the weighing process, reduces manual labor, and improves overall efficiency for a more profitable logistics experience.



Simplify Integration

The TLW160 scale comes fully assembled with rollers, frame, scale and terminal. The on-site installation is simple. The adjustable feet and flexible terminal mount fit most conveyor line layout with one uniform mechanical design.



Semi-automation parcel weighing

Designed for T&L applications

The TLW160 roller scale is a compact weighing system for semi-automation applications in distribution center and warehouse.

Designed for the Stop&Go applications, the scale weighs the package statically then moves it to the next station. The motorized conveyor is controlled by manual pushbutton or external PLC signal. The scale can seamlessly integrate into transport and logistic conveyor systems and boost efficiency of weighing process.


The TLW160 roller scale can also work with Mettler Toledo recommended dimensioner and scanner solution to form a complete dimensioning weighing and scanning data capture solution.

TLW160

Stop&Go Weighing

Features and Benefits

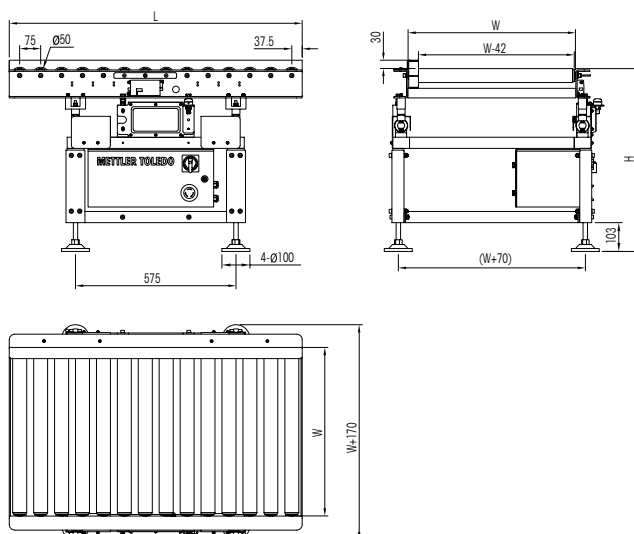
- Full range of OIML Weights and Measures approvals guarantee data quality and compliance.
- Flexible stop&go control with push button, foot pedal or trigger signal.
- User friendly web server for quick access to statistics and configurations.
- Durable and modular structure design, easy for installation and replacement.
- Easy integration with Mettler Toledo recommended dimensioner and scanner.



Technical Specifications

| Product model | TLW160 | |
|-------------------------------------|---|-------|
| Max capacity | 30 kg | 60 kg |
| Accuracy (e) | ± 10g | ± 20g |
| Standard conveyor size (L x W, mm)* | 675 x 900, 825 x 600, 825 x 900, 1050 x 600, 1200 x 900 | |
| Standard conveyor height (H, mm)* | 600 ~ 900 | |
| Roller size | Roller diameter: 50mm; Distance between roller center: 75mm | |
| Conveyor type | Motorized / Non-motorized | |
| Max speed | 60 m/min (Motorized version only) | |
| Interface | Default: TCP/IP, Ethernet/IP, Profinet; Optional: Profibus DP, Modbus RTU | |
| Voltage | 100-240 VAC, 50/60 Hz | |
| Power consumption | ~ 0.1 kW | |
| Working temperature | 0°C~40°C | |
| Working relative humidity | 0~90% No condensation (indoor) | |
| Certificate | OIML, NTEP, CPA, CE, UL | |

*Other sizes available on request.



Standard Scale Size

| | L / mm | W / mm | Roller quantity | H / mm |
|-------------------------|--------------|--------|-----------------|-----------|
| TLW160 30/60-675 x 900 | 675 | 900 | 9 | 600 ~ 900 |
| TLW160 30/60-825 x 600 | 825 | 600 | 11 | |
| TLW160 30/60-825 x 900 | 825 | 900 | 11 | |
| TLW160 30/60-1050 x 600 | 1050 | 600 | 14 | |
| TLW160 30/60-1200 x 900 | 1200 | 900 | 16 | |
| Customized model | On agreement | | | |

www.mt.com/TLW160

For more information

METTLER TOLEDO Group
 Transport and Logistics
 Local contact: www.mt.com/transport

Subject to technical changes
 ©08/2024 METTLER TOLEDO. All rights reserved

